

Rainier 18 FT. DOUBLE Driveway Gates and Posts

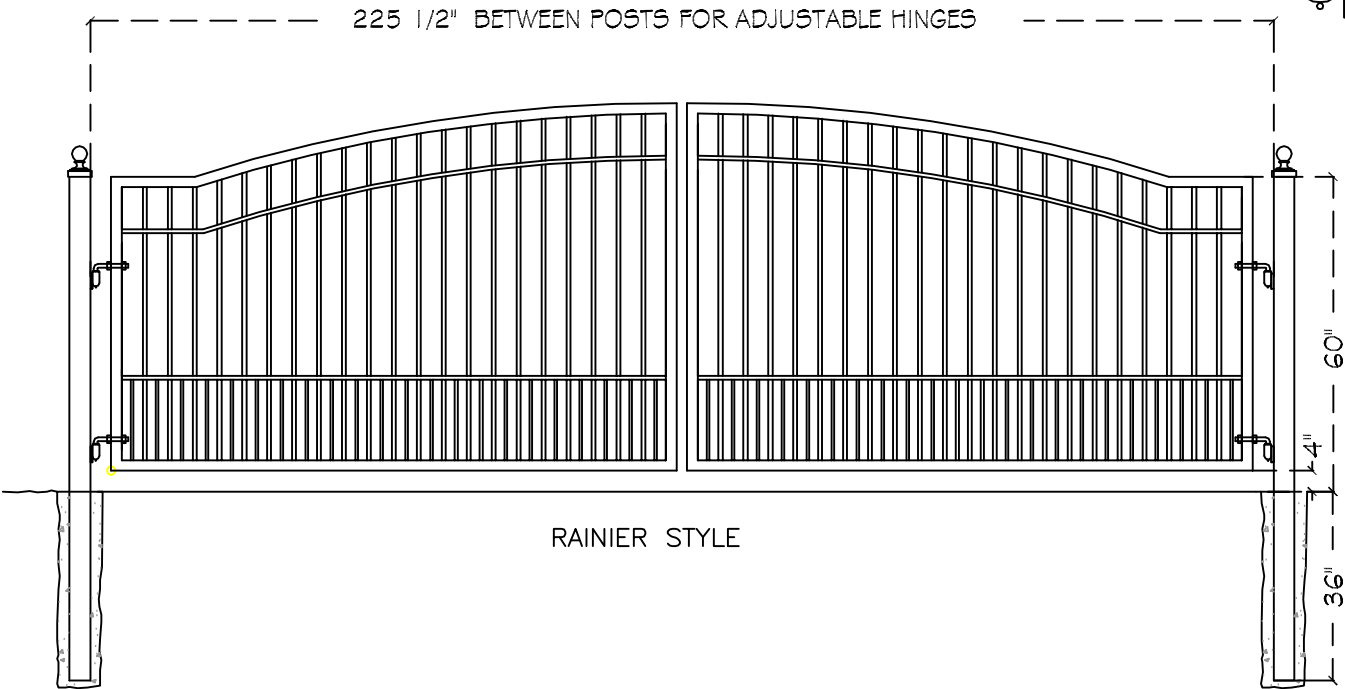
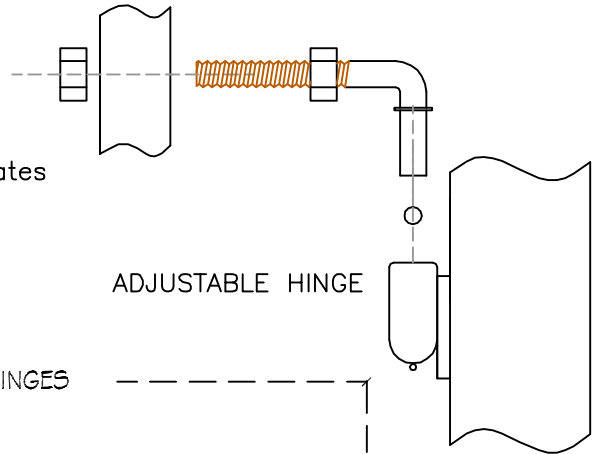
Installation Instructions

Step 1

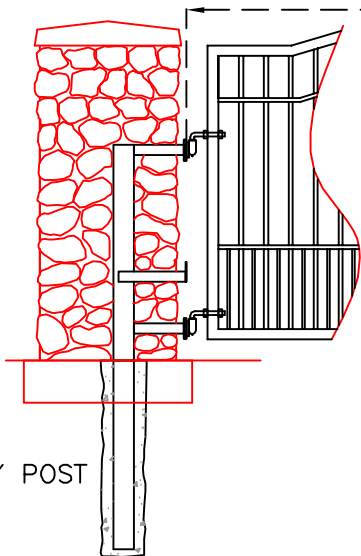
Locate and install posts to appropriate height to match gate shoulder height.
Verify dimension between posts or masonry post hinge weld plates

Step 2

Locate gate, mark location to drill holes for hinge bolts.
After drilling bolt holes, hang gate and grease hinges



OPENING FOR MASONRY POSTS ARE MEASURED
HINGE PLATE TO OPPOSITE HINGE PLATE



MASONRY POST

Weights

- Total Weight of both Gate Panels is 210 Lbs.
- Each Ball Capped Finished Post is 100 Lbs.
- Each Masonry Post is 109 Lbs.

CORNERSTONE GATES and FENCING

www.cornerstonefencing.com

For questions call Cornerstone Fencing
at (877) 489-1999 between 7:00AM and 3:30PM PST
or write to Cornerstone Fencing
10100 SE Main St. - Milwaukie, OR. 97222